

GRADES PRE-K & K SELF-GUIDED TOUR GUIDEBOOK



Dear Teacher,

Thank you for choosing the Oregon Coast Aquarium for your field trip!

This guidebook has been designed with our youngest learners in mind and encourages them to begin practicing the skills they need to become lifelong learners and scientists! Each of our guidebooks follows the 5 E's Model to help engage students during their visit and provide additional reinforcement and application for standards covered in your class. "Think like a Scientist" questions have been added (thought bubbles) to help students intentionally think about their own thinking process. Our trained volunteers and staff are always happy to help students and answer any question they might have.

The activities are intentionally not tied to a single exhibit, so they can be completed at multiple locations in the Aquarium allowing flexibility and freedom for your students to choose where and how they want to explore. We recommend reviewing the "Dear Students and Guardians" letter together prior to arriving at the Aquarium.

Please let me know if you have any questions or if I can support you in any way!

OCAq Teacher Programs Manager
charissa.stair@aquarium.org
(541) 867-3474 x.1142

Plan ahead with our

**FREE Teacher
Preview Pass**



TARGETED NGSS STANDARDS

NGSS | Science and Engineering Practices and Skills

- Ask questions based on observations to find more information about the natural and/or designed world(s).
- Record information (observations, thoughts, and ideas).
- Use and share pictures, drawings, and/or writings of observations.
- Compare models to identify common features and differences.
- Use counting and numbers to identify and describe patterns in the natural and designed world(s).

NGSS | Performance Expectations

- Use observations to describe patterns of what plants and animals (including humans) need to survive. (K.LS1.1)

Ocean Literacy Principle #5:


- The ocean supports a great diversity of life and ecosystems.




OREGON COAST AQUARIUM

GRADES PRE-K & K SELF-GUIDED TOUR GUIDEBOOK

Dear Students and Guardians!

We are so glad that you came to visit us at the Oregon Coast Aquarium! These activities are designed just for you and can be done anywhere in the Aquarium, so you and your group can choose where you want to explore. When you see the , stop and think like a scientist. Our volunteers and staff are always happy to help you and answer any question you have.

A few things to keep in mind:










 <p>Stay together!</p>	 <p>Walk, don't run!</p>	 <p>Touch gently!</p>	 <p>Don't scare the animals!</p>	 <p>Ask questions, explore, and have fun!</p>
---	---	--	--	--





CAN YOU FIND ME?

Search the Aquarium for each animal.
Cross out **X** each one as you find it.

Think like a scientist!
How will you know if you found the right animal?

 <p>Leopard Shark</p>	 <p>Sea Anemone</p>	 <p>Halibut</p>
 <p>Sea Otter</p>	 <p>Turkey Vulture</p>	 <p>Moon Jelly</p>
 <p>Tufted Puffin</p>	 <p>Sea Lion</p>	 <p>Wolf Eel</p>

HOW MANY DO YOU SEE?



Pick 1 type of fish  and 1 type of bird .
Write its name or **draw** a picture, then **count** how many of that type of animal you can see.

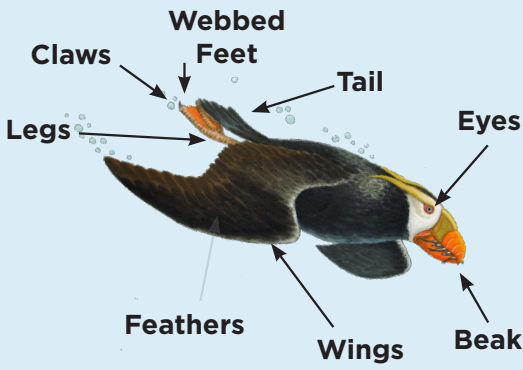
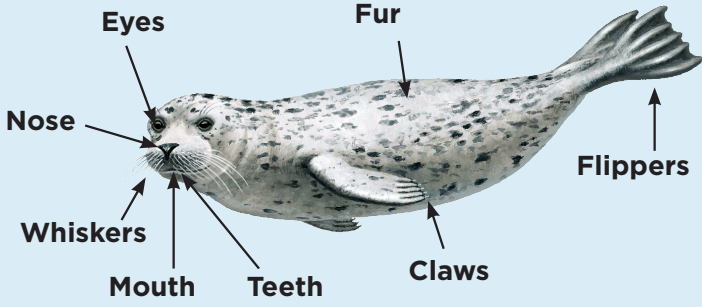
Think like a scientist!
Why might it be important to know how many animals there are?

<p>My fish:</p>	<p>My bird:</p>
<p>I counted:</p>	<p>I counted:</p>

WATCH ME! WHAT AM I DOING?

Think like a scientist!
What other behaviors might scientists look for when observing animals?

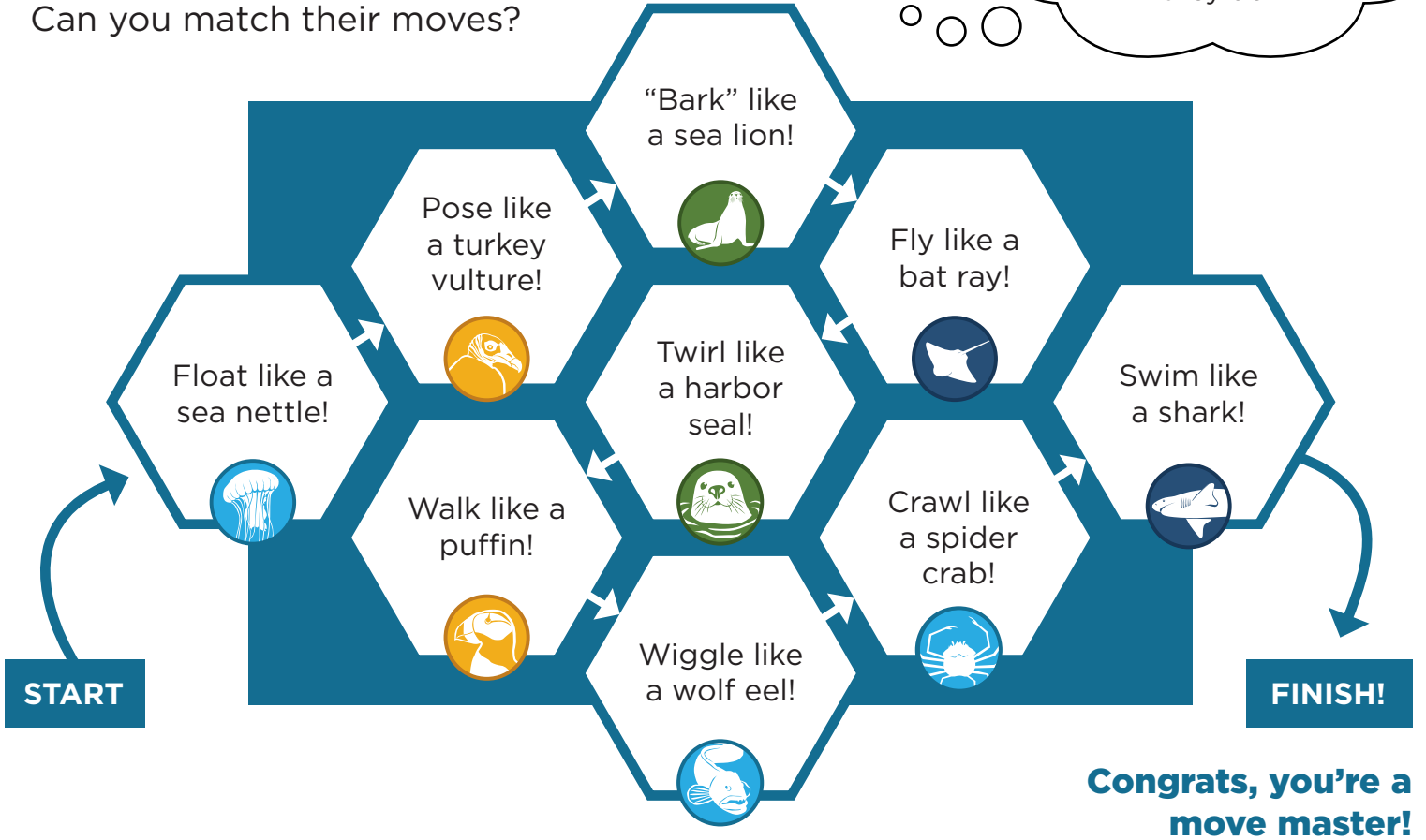
OBSERVE	Who do you choose? <u>Circle your choice!</u>		 Tufted Puffin OR Harbor Seal 				
	Watch your animal for 1 minute. Circle the action(s) your animal was doing.						
	 Sleeping	 Eating	 Walking	 Talking	 Swimming	 Bathing	 Flying

WONDER	<p>Q: Which of the activities listed above do you think your animal spends the most time doing? <u>Put an X on it!</u></p> <p>Q: What body part(s) does your animal use to help it do that? <u>Circle it!</u></p>	
	<div style="display: flex; justify-content: space-around;"> <div style="text-align: center;">  </div> <div style="text-align: center;">  </div> </div>	
	<p>Q: Which of the activities listed above do YOU spend the most time doing? <u>Put a ✓ on it!</u></p> <p>Q: What special body parts help you do that? <u>Circle it!</u></p> <p style="text-align: center;"> Legs Arms Teeth Lips Skin Eyelids </p>	

ARE YOU A MOVE MASTER?

Animals move in many ways.
Can you match their moves?

Think like a scientist!
How does each animal's
body shape and parts
help them move the way
they do?



**Congrats, you're a
move master!**

AQUARIUM MEMORIES

Draw a picture of your favorite animal and its home. Then share it with a friend!

A large, empty rectangular box with a black border, intended for a child to draw a picture of their favorite animal and its home.