

# Marine Storytime



## Teacher's Guide

**Topic:** Marine Animals

**Grade level:** Preschool & Kindergarten

### Aligned Standards

*Head Start Early Learning Outcomes Framework Goals:*

Goal P-LIT 5. Child asks and answers questions about a book that was read aloud.

Goal P-SCI 1. Child observes and describes observable phenomena (objects, materials, organisms, and events).

*Ocean Literacy Principles:*

Principle #5. The ocean supports a great diversity of life and ecosystems.

a. Ocean life ranges in size from the smallest living things, microbes, to the largest animal that has lived on Earth, blue whales.

Explore the critters of the Oregon coast through a fun and interactive read-along program. Dive into an ocean-themed book with an aquarium educator. Then learn about an animal from the story as we investigate the lives of our scaly, furry, and feathered friends.



### Program at a glance

Participants will learn about a marine animal through an age-appropriate story and hands-on exploration of biofacts.

### Objectives

Students will be able to:

- Explain where marine animals live
- Describe characteristics of an object
- Express their feelings about an animal

### Skills

Students will gain expertise in:

- Making observations
- Asking questions

### Program features

- Interactive read-along
- Hands-on observations of biological artifacts



### Extension activities

Use these prompts to facilitate further discovery before or after your Aquarium program.

#### *In the Classroom*

- Color the included coloring pages. Marine animals have lots of different colors and patterns!
- Get moving! Encourage children to move like an ocean animal. Try out some of our favorite moves or invite children to come up with their own.
  - Walk like a crab
  - Swim like a shark
  - Waddle like a puffin
  - Crawl like an octopus
  - Wiggle like a seal
- Find more inspiration for animal movements in these short videos.
  - Curious Tufted Puffin Investigates Camera: <https://youtu.be/kRA5OeDGQbw>
  - Oregon Coast Pacific Sea Nettles: [https://youtu.be/SZEfg\\_-wMXs](https://youtu.be/SZEfg_-wMXs)
  - Diving With Pinnipeds: <https://youtu.be/Ge-HGZD7aUI>



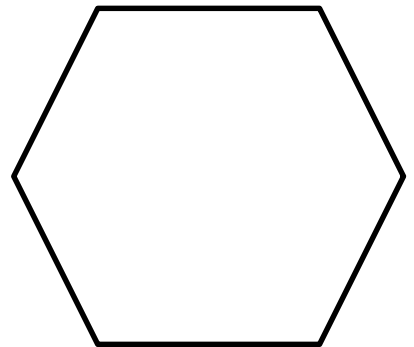






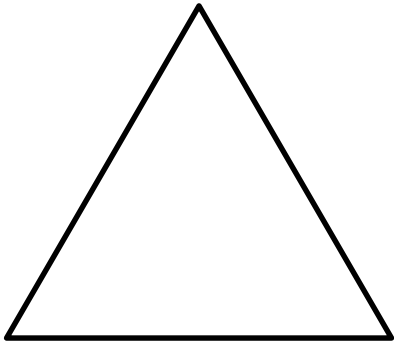
#### *At Oregon Coast Aquarium*


- Meet a few more Oregon coast animals. Go on a scavenger hunt at the Aquarium to look for critters of all shapes and sizes. Or explore a little closer to home! Use a scavenger hunt to get to know your local wildlife. A shape scavenger hunt is included in this guide.

#### *Get Outside*

- Build an animal home. Bring children outdoors to collect natural materials (leaves, sticks, rocks, etc.). Encourage them to make a home for an animal using the items they gathered. It can be for a marine or terrestrial animal, real or imaginary. Take photos of children’s creations but invite them to leave their projects in nature for other people or animals to enjoy!

# Shape Scavenger Hunt

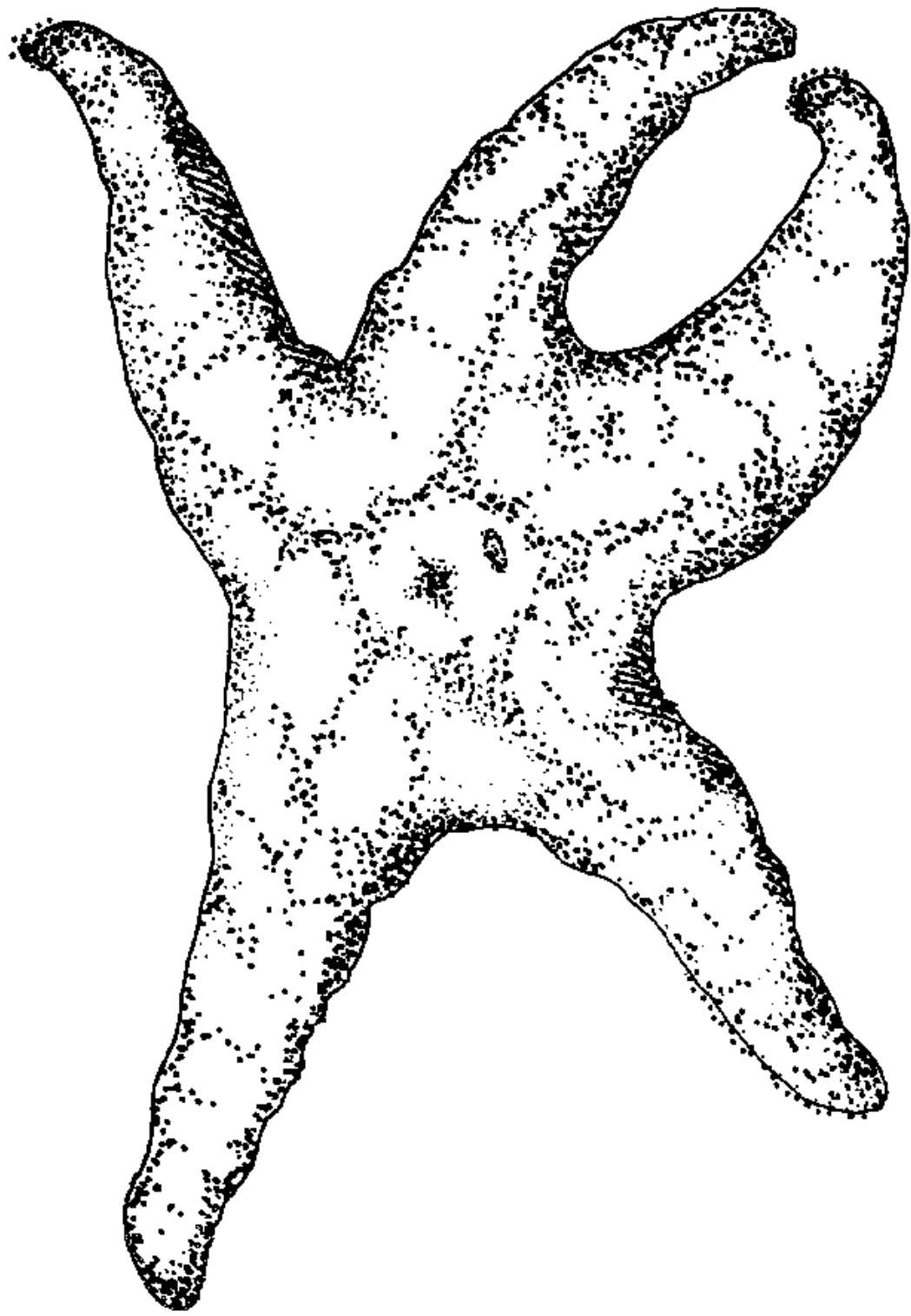




---

**Shark**

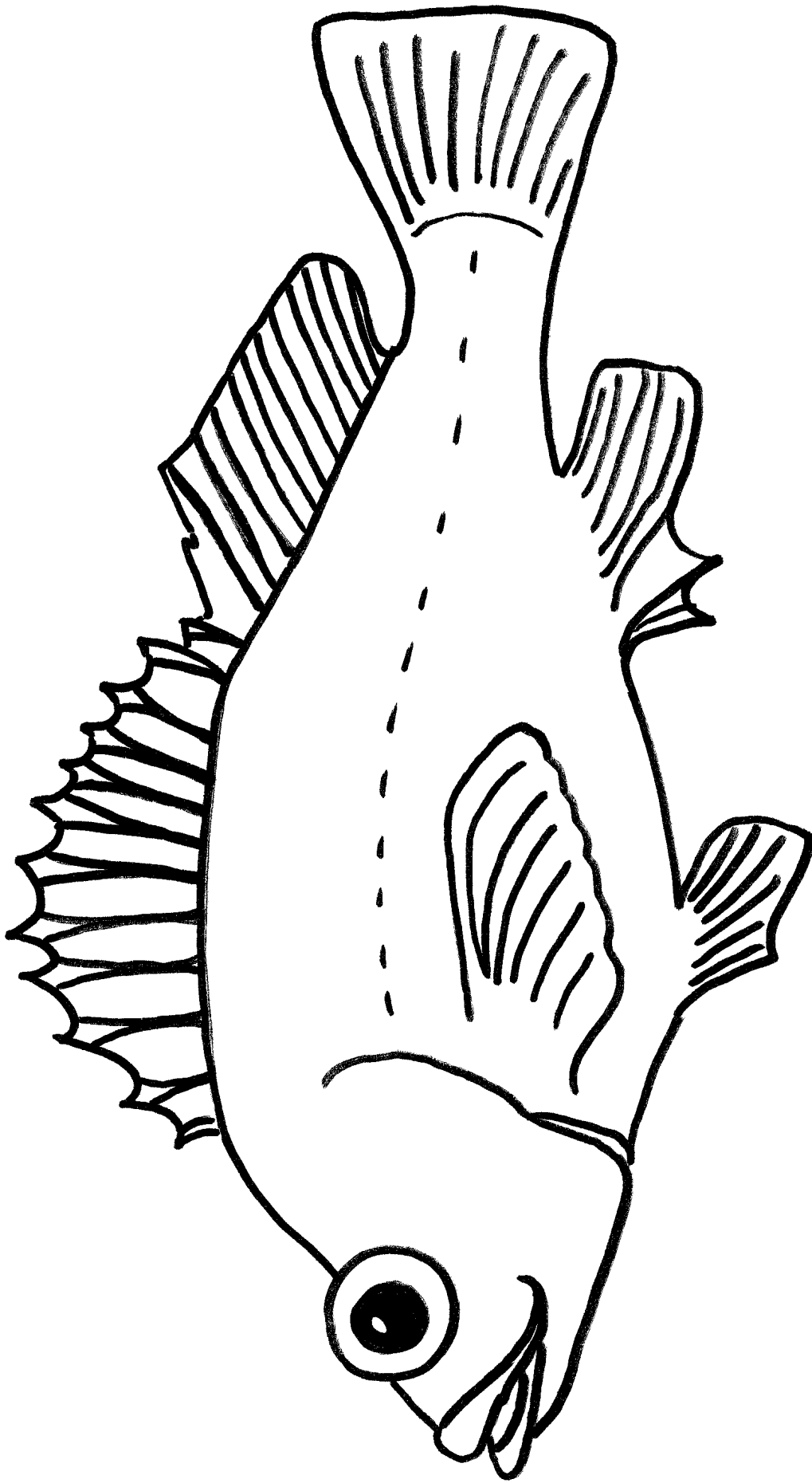
---



---

# Sea Star


---



---

# Rockfish


---



---

# Squid

---



---

# Crab

---